


# Introduction to New Testament Survey 2

Romans through Revelation



*For this reason we also constantly thank God that when you received the word of God which you heard from us, you accepted it not as the word of men, but for what it really is, the word of God, which also performs its work in you who believe.*


1 Thessalonians 2:13



CBLT

This booklet has been prepared for those who are planning on taking the complete course of *New Testament Survey 2: Romans through Revelation*. The lessons have been divided into booklets instead of being published as a whole course book and text book so that they can be used independently. However we highly recommend working through the whole course as it was originally laid out and following the assignments as you see them in this introduction, especially if you are a church leader.

This introductory booklet includes a course certificate which can be filled out by your leader when you finish the course successfully. It is at the end of this booklet as well as an Assignment Check List which shows the assigned projects which must be signed by your coach or the indicated person in order to receive your certificate."



This cover picture of a letter brings into immediate focus a large portion of the New Testament. How delightful to get a letter from a friend, right? God seemed to think so. The Bible says, "Like cold water to a weary soul, so is good news from a distant land" (Proverbs 25:25). Throughout the Bible God has had friends and we are called His Friends. God has sent us 21 letters with His Good News! Initially God communicated orally to Noah, Abraham and the Patriarchs, but soon God founded both His earthly and His spiritual Kingdoms on enduring written information. These letters not only provide directions for the administration of the earthly part of Christ's Spiritual kingdom, but also lay out a plan for the personal enjoyment and success of heavenly citizens during their earthly sojourn.

Unfortunately during church history these letters have become such sacred documents that we forget that they were originally written as letters. They were not written as formal documents in language that required a special education to understand; they were just letters. The apostles used the everyday language of the people, not the legal language or some archaic version. With that in mind we encourage you to cast aside your previous ideas and come to them with a fresh mind, prepared to set aside all that you have learned before and ready to read each letter as though you were one of those who first received it.

# Contents

Monthly Course Planner .....	4
Overview.....	7
Introduction to New Testament Survey 2: Romans—Revelation .....	8
Student Instructions for New Testament Survey 2 .....	11
Assignment Check List .....	16
Certificate of Completion.....	17

## MONTHLY COURSE PLANNER

Year \_\_\_\_\_ Month \_\_\_\_\_

Days of Month	Academic Goals and Schedule Planning	Character Goals Character Trait		Ministry Goals and Assignments	
	(lessons/pages to cover)	(Trait plus Bible ref.)		(# of assignments to complete)	
1					
2					
3					
4					
5					
6					
7					
8					
9					
10					
11					
12					
13					
14					
15					
16					
17					
18					
19					
20					
21					
22					
23					
24					
25					
26					
27					
28					
29					
30					
31					

How well did the student fulfill his plans?

The Character Bible verse should be learned the first week. Record the date quoted perfectly \_\_\_\_\_

From the following 4 options choose the one that most accurately describes the results obtained by the student. Outstanding; Good; Satisfactory; Insufficient.

Coach evaluate and fill in blanks # 1 and # 3.

Spouse or family member please fill in blank # 2 and then sign on the line below it.



## MONTHLY COURSE PLANNER

Year \_\_\_\_\_ Month \_\_\_\_\_

Days of Month	Academic Goals and Schedule Planning	Character Goals Character Trait		Ministry Goals and Assignments	
	(lessons/pages to cover)	(Trait plus Bible ref.)		(# of assignments to complete)	
1					
2					
3					
4					
5					
6					
7					
8					
9					
10					
11					
12					
13					
14					
15					
16					
17					
18					
19					
20					
21					
22					
23					
24					
25					
26					
27					
28					
29					
30					
31					

How well did the student fulfill his plans?

The Character Bible verse should be learned the first week. Record the date quoted perfectly \_\_\_\_\_

From the following 4 options choose the one that most accurately describes the results obtained by the student. Outstanding; Good; Satisfactory; Insufficient.

Coach evaluate and fill in blanks # 1 and # 3.

Spouse or family member please fill in blank # 2 and then sign on the line below it.

## MONTHLY COURSE PLANNER

Year \_\_\_\_\_ Month \_\_\_\_\_

Days of Month	Academic Goals and Schedule Planning	Character Goals Character Trait		Ministry Goals and Assignments	
	(lessons/pages to cover)	(Trait plus Bible ref.)		(# of assignments to complete)	
1					
2					
3					
4					
5					
6					
7					
8					
9					
10					
11					
12					
13					
14					
15					
16					
17					
18					
19					
20					
21					
22					
23					
24					
25					
26					
27					
28					
29					
30					
31					

How well did the student fulfill his plans?

The Character Bible verse should be learned the first week. Record the date quoted perfectly \_\_\_\_\_

From the following 4 options choose the one that most accurately describes the results obtained by the student. Outstanding; Good; Satisfactory; Insufficient.

Coach evaluate and fill in blanks # 1 and # 3.

Spouse or family member please fill in blank # 2 and then sign on the line below it.

## OVERVIEW

This is an outline of the whole course.

Course Introduction

Lesson 1—James and Galatians — *The Truth about Faith*

Lesson 2—1 and 2 Thessalonians — *Standing Firm in Persecution*

Lesson 3—1 Corinthians — *Problems of the Church*

Lesson 4—2 Corinthians — *Ministry Defended*

Lesson 5— Romans — *Righteousness by Faith*

Lesson 6— Colossians and Ephesians — *Christ and His Church*

Lesson 7— Philemon and Philippians — *Joy and Forgiveness*

Lesson 8—1 Timothy and Titus — *Church Leadership*

Lesson 9—1 Peter, 2 Timothy & 2 Peter— *Encouragement and Warnings*

Lesson 10— Hebrews — *The New Covenant*

Lesson 11—Jude, 1, 2 & 3 John — *Love in Action*

Lesson 12—The Revelation — *Climax of the Ages*

# Introduction to *New Testament Survey 2:* *Romans—Revelation*

*New Testament Survey 1* examines how Jesus Christ came to establish the Kingdom of God on earth. That course covers the Gospels and Acts and therefore the life of Jesus Christ and the establishment of this Kingdom through His apostles, extending far beyond the borders of the little country of Israel. Now we come to the section of the New Testament which gives us insights into the early church, the problems they had to overcome, the teachings that were expanded from when Christ was with them. We will spend time becoming acquainted with the authors and the people they were writing to. It is easy to forget that these were flesh and blood people with needs and desires just like the people of today. All of the books we will now cover are letters, except for Revelation which falls into a category of its own in the New Testament. These books are rich in teaching, and contain the bulk of our church doctrines. We have laid out in these letters the principles of Christ's Kingdom, which build on the teachings of Jesus Himself. All of us are to seek to live out these principles while part of His Kingdom on earth, but only when Christ returns to bring His Kingdom in completeness will we be able to live this perfectly. Christ is both our King and our Example as we seek to live according to the Kingdom principles found in Jesus' teachings.

This second part of *New Testament Survey* is constructed differently from the first part. *New Testament Survey 1* dealt with the very foundation of the Christian faith: the incarnation, ultimate sacrifice and reinstatement of the Son of God. If you have not yet had the opportunity to study the Gospels and Acts we recommend that you do so. It will bring a deeper understanding of the rest of the New Testament.

## **Course Objectives**

The general aims of this New Testament Survey course are threefold:

1. Know—to impart knowledge to you as the student (knowledge objectives).
2. Be—to bring change in you as the student (character objectives).
3. Do—to induce action by you as the student (practical objectives).

### **1. Knowledge Objectives**

This course has been prepared to enable you:



- a. To study the Bible effectively. This will be accomplished by furnishing you with guidelines for doing effective Bible study in this course and by encouraging you to practice effective Bible study through the lesson assignments.
- b. To gain a better understanding of the message of each New Testament book.
- c. To achieve a panoramic view of the whole New Testament.
- d. To develop an integrated understanding of the various New Testament books, doctrines, personalities, and background.
- e. To see the Christo-centric character of the New Testament.

## **2. Character Objectives**

This course should:

- a. Encourage you to prayerfully search out and accept the truths of the Bible in general and the New Testament in particular in order that you may mature in Christian experience.
- b. Inspire you to grow in love and dedication to the Lord Jesus Christ.
- c. Help you develop greater faith, power, vision, wisdom, and compassion for Christian ministry.

## **3. Practical Objectives**

This course has been prepared:

- a. To equip you to be a diligent Bible scholar in order that you may be as effective as possible in Christian service.
- b. To give you a practical knowledge of the New Testament that you will be able to share with others.
- c. To provide you with opportunities to share what you are learning through preaching, teaching and Bible studies.
- d. To encourage you to continue to reach out as a witness to those around you.

We offer you this course with the hope that it will give you a deeper understanding of the New Testament, personal spiritual growth as New Testament truths are applied to your own life, and a very fruitful ministry as these truths are utilized in Christian service.

## **Course Description**

The Gospels and Acts focus on the past work of Jesus Christ. The Epistles and Revelation stretch further to the present and future work of Jesus.

You will have the option to study lessons in the order you prefer as they have been prepared in individual lessons. However we do recommend that you take the lessons in the order presented. They have been laid out chronologically. This may not follow the order in your Bible.

James and Galatians were written first and the Revelation was the last book of the New Testament to be written. The Gospels and Acts were not the first books to be written, however they provide us with the foundation of the whole New Testament. Not all of the books can be placed 100% accurately as to the time when they were written.

It is important to realize that the early believers did not have all of the New Testament. As a matter of fact, most of them only had parts of it. For example: Galatians, Ephesians, and Philippians were written at about the same time to three different cities or geographical regions. For this reason

some of their content overlaps because the followers of Christ in each city only had one of these letters. Once we realize this we can see why most of the letters do not build on each other. Only about five of the epistles are followed up with a second letter.

Throughout this survey course we will focus first on the study of the Bible and then on the supplementary historical information. This is the first principle of Bible study—to actually go to the text and read and study it, then to research further from outside sources. So, this means that you will first complete a study of the Biblical text and then you will receive some additional material to help you with your interpretation of the book being studied.<sup>1</sup>

In a survey course it is not possible to cover everything. What we want to get is the big picture. This prepares us for further study in the future. It is much like building a house: first you put up a frame and then fill in the walls and put on the roof.

We have also chosen to emphasize what the scriptures say rather than outside sources. We will only be weak believers if we always depend on the opinion or teachings of other people rather than what the Word of God itself shows us. There are more and more study materials available and good study Bibles with many helps, but they do not bring the conviction and the blessing that we have when we go directly to God's Word. Therefore you will be required to read through all of the books at least once in order to complete this course. We would strongly recommend that in addition to this required reading you would find time in your personal devotional time to read through the various letters as you are coming to them. Most weeks you will not cover more than two books. This will maximize your personal benefit of this course, both your grasp of the factual as well as your spiritual learning.

This course seeks to introduce a panoramic view of the New Testament by studying:

1. The chronological sequence of the writing of its books, and its events.
2. Its significant geographical information.
3. Its principal characters.
4. An outline and a synopsis of the content of its books.
5. Its outstanding doctrines, passages, terms, and events.

As you both read and study, look for principles of the Kingdom. This is the Kingdom that God wants to spread throughout the whole earth. You are to be a part of that process! That means that you must understand how God wants you to live, and you must be able to tell others. We need leaders in the church who are men of conviction—conviction based on the Word of God—not on tradition or on what others have said.

---

<sup>1</sup> If you want to study the historical and social background of the New Testament further please read *New Testament Survey* by Merrill C. Tenney, which is an excellent introduction to many of the academic studies of the New Testament.

# Student Instructions for *New Testament Survey 2*

**R**ead the preliminary instructions very carefully. By following the instructions you will be able to get the most benefit from the course.

## **COURSE DESIGN**

This workbook is divided into twelve lessons. Each lesson includes questions, exercises and practical assignments to help you understand and apply what you are learning. It is our desire, as you diligently work through this course, that growth will be evident in your life.

You should allow yourself an average of six hours of uninterrupted study time to complete each lesson. This would include doing the required reading, answering the questions, doing the exercises, and completing the preparation for your assignments. It is easiest to make this study time a habit by doing one hour every day. If you are consistent in doing it and in choosing the same time (7-8am or 7-8pm for example) you will find it easier to maintain your work and carve out an uninterrupted time.

Every lesson will cover one or more Bible books. You will be briefly introduced to each book and then you will read through the whole book yourself to mark key words and make general observations -- like who was the author, who was he writing to, what was the purpose of his writing, what seemed to be some of the subjects. This should always be our approach to the Bible: (1) read the Bible itself; (2) then read what others say about it. If you have access to a study Bible or commentaries we would ask that you not read those until after you have done your own study on that Bible book. However, once you have completed your lesson on the book we would encourage you to look at other sources and to learn more. It is important that you do not depend upon those sources rather than doing your own work. If you are willing to work through the lessons as per instructions you will gain much more than trying to take shortcuts. And you will form good Bible study habits for the future.

For most of the books covered in this course there will be an exercise requiring you to mark some of the key words. Frequency of certain words can give us a good picture of what is important to the author or what topics are being covered. It is an observation technique that is useful to help get a fuller picture, and leave a record that you can refer to later. The student of the Bible still needs to evaluate how those words are used, what the message is, the overall teaching, and sometimes in further study he needs to look for synonyms to get a fuller picture. To help you become familiar with this obser-

vation tool there are words suggested for you to mark. In many cases these are not the only options, and you will want to follow up later marking topics or words that you want to pursue.

If you will be discipling someone else through this course later on, you may want to keep track of how many hours you needed to complete each lesson. It would also be helpful for future reference to note any problems encountered or questions raised as you work through the course.

## COURSE COMPLETION CERTIFICATE

The Course Completion Certificate, which is at the end of this introduction, will be filled out by your course coach and signed by your local pastor. This is a permanent record for you, the student.

## ASSIGNMENT CHECKLIST



This immediately precedes the certificate and contains the practical assignments which must be verified in order for you to complete this course. Each of those assignments must be initialed by a leader in your church. Preferably this is to be done by one person whose name you will write in at the top of that page.

## MONTHLY PLANNERS

These are in the front of this booklet. They will be used to plan your schedule so that you stay on target with the course. Your course coach should evaluate how well you have used your planner and accomplished your goals every month. You will also work on a character trait with the rest of your group each month. This will be assigned by your course coach and you will check off the results each day as you work on developing that trait in your life. At the end of the month your spouse or a family member that you live with is to evaluate your progress and sign the planner.

## LESSON DESIGN

Since most individuals taking this course are extremely busy people, each lesson has been designed with clearly defined steps for easy completion. There are several standard components in each lesson to facilitate your study. They are explained below so that you may recognize and use them to full advantage:

1. **Lesson Outlines** provide an overview of the sections of each lesson. In this way you can anticipate the flow and sequence of the various topics to be covered before you begin your study.
2. **Lesson Objectives** are provided to help you identify the most crucial parts of each lesson and thus give you guidance as to the best use of your study time. Once you have finished a lesson, you can evaluate how well you have mastered the material by checking to see if you can fulfill the Lesson Objectives. The seminar discussion items are usually chosen from these lists, so be prepared!
3. **Questions** are asked to help you interact with the material being covered. Questions call for an immediate response. Whenever you see the heading “Question,” stop and write an answer in your workbook. You may then check your answers with those provided under the heading “Answers to Questions” at the end of the lesson you are studying. Questions and answers are numbered sequentially in each lesson to facilitate the checking of your work. 
4. **Exercises** are limited study activities. They point out specific things you are to do to involve yourself in the study of the lesson material. In this course the exercises will often provide opportunity for you to begin digging deeper in the Biblical text or creating materials through which you can pass on what you are learning. In the answer section at the end of the lesson there is a special part for “Answers to Exercises.” When an answer is appropriate, it will be given. You should be prepared to discuss and evaluate these assignments when you meet with your group. 

5. **Practical Assignments** are extensive application studies or activities designed to help you internalize the concepts of the lesson. They are the most important part of the course. It is in the assignments that you have the opportunity to see how the concepts studied in the lesson can be worked out in your life. No answers are provided for the assignments, but each one will be carefully evaluated and discussed during the seminar times. A list of all the practical assignments is given at the end of this introductory section.
6. **Appendices** include both resources needed for lesson completion and useful reference materials that may be of benefit to you outside of the study requirements of this course. They are included at the end of each lesson booklet. Use them as directed in the lessons.
7. **Supplement**—*New Testament Geography and Chronology*—is an extra booklet that you will need to complete the course. You should receive it at the same time you receive this introduction. You will use it to complete exercises in most of the lessons and it will increase your understanding of locations referred to in the Bible. There is also a chronology chart that will help you see a time line for the writing of the books of the New Testament.
8. **Self Tests** at the end of each lesson will help you review the material you have just learned and also emphasize material that may be included on the exams.
9. **Examinations** are also important components of this course. There are three in all, each covering four lessons. The results of the exams will contribute to your final grade.



## MATERIALS NEEDED

For this course you must have a Bible, or New Testament, which you will feel free to mark in as you will be required to make many markings. You will need to have a full set of colored pencils to use for your Bible marking. You will also need this 12 lesson booklets, the supplement *New Testament Geography and Chronology*, and a personal notebook for the exercises and other written assignments.

The text, which is included in the appendices for each lesson, is *A Look at the New Testament*. Dr. Henrietta Mears, the author, lived in the mid-twentieth century and was a dynamic Christian who influenced 400 young people to enter full time Christian service—including the famous American evangelist Billy Graham and the founder and leader of Campus Crusade for Christ, Bill Bright. Billy Graham once said of her, “I doubt if any other woman outside my wife and mother has had such a marked influence [on my life]. She is certainly one of the greatest Christians I have ever known!” She had a burning passion for souls and as new believers were added to the church she began developing Bible lessons to found them deeply in the Christian Life. This ultimately became a publishing company, Gospel Light, as people across America asked to receive this material. She was a clear communicator with deep convictions and a Christ-centered life. Her book is still considered a classic survey of the New Testament.

**NOTE:** It will be helpful in your study if you have access to a good paraphrased version of the New Testament, so that you can read the most interesting and the most difficult passages in paraphrase after reading them in a standard translation.

## COURSE GRADING SYSTEM

The grading scale shown below:

1. Shows how a **final grade** is determined for *New Testament Survey 2*
2. Identifies **definite standards** for the completion of the course
3. Reflects a **balanced concern** for development in the areas of academics, faithfulness in attendance, and practical involvement
4. Serves as an **evaluation tool** in identifying areas of need and growth in your life



## GRADING SCALE

Grade	Exams	Workbook	Attendance	Practical Assignments
5	3 of 3 90%	100% complete	7 of 7 seminars	13 of 14
4	3 of 3 80%	90% complete	7 of 7 seminars	12 of 14
3	3 of 3 80%	80% complete	6 of 7 seminars	11 of 14
2	3 of 3 75%	75% complete	6 of 7 seminars	10 of 14
1	Insufficient attendance or work			

### MEANING OF THE FINAL GRADE

- 5 — Excellent academically, faithful in attendance, completed most Practical Assignments and exams. Overall excellent performance.
- 4 — Good academically, faithful in attendance, completed 12 Practical Assignments and all exams. Overall above average performance.
- 3 — Good academically, reasonably faithful in participation and attendance, completed a minimum of 11 Practical Assignments and all exams. Overall average performance.
- 2 — Good academically, reasonably faithful in participation, completed a minimum of 10 Practical Assignments and all exams. Below average performance, but still acceptable as credit.
- 1 — Faithfulness in participation is a major concern; further participation is brought into question. Not sufficient to receive credit for the course.

### ASSIGNMENT RECORD

Use the record to record your completion of the work, and to help you plan your time effectively.

Lesson	NT Reading	✓	Text Reading	✓	Practical Assignment	✓
1	James		Mears, Chapter 20		1. Prepare a Sermon on Faith	
	Galatians		Mears, Chapter 10		2. Examine Your Life for Spiritual Fruit	
2	1 Thessalonians		Mears, Chapter 14		3. Apply What You Have Learned	
	2 Thessalonians		Mears, Chapter 15			
3	1 Corinthians		Mears, Chapter 8		4. Study the Word	
					5. Preaching on Wisdom	
4	2 Corinthians		Mears, Chapter 9			
5	Romans		Mears, Chapter 7		6. Share the Roman Road	



<b>6</b>	Colossians		Mears, Chapter 13		7. Observe and Apply	
	Ephesians		Mears, Chapter 11		8. Teaching for Small Group	
<b>7</b>	Philemon		Mears, excerpt from Chapter 18		9. Prepare and Present a Skit	
	Philippians		Mears, Chapter 12		10. Compare Philippians and Colossians	
<b>8</b>	1 Timothy		Mears, Chapter 16		11. Study the Kingdom of God	
	Titus		Mears, excerpt from Chapter 18			
<b>9</b>	1 Peter		Mears, Chapter 21			
	2 Timothy		Mears, Chapter 17			
	2 Peter		Mears, Chapter 22			
<b>10</b>	Hebrews		Mears, Chapter 19		12. Preach on the "Betters"	
<b>11</b>	Jude		Mears, Chapter 23		13. Lead a Bible Study Lesson	
	1 John					
	2 John					
	3 John					
<b>12</b>	Revelation		Mears, Chapter 24			
					14. Preach on the Kingdom of God	

# Assignment Check List

Student's Main Church/Ministry: \_\_\_\_\_

Person Responsible For Assignment Approval:

\_\_\_\_\_  
(Pastor or other church/ministry leader)

Assignments	Date Completed	Approved
5. Preach on Wisdom		
8. Teaching for Small Group		
9. Prepare and Present a Skit		
10. Compare Philippians and Colossians		
12. Preach on the "Betters"		
13. Lead a Bible Study Lesson		
14. Preach on the Kingdom of God		



# Certificate of Completion

Grades help to reflect a balanced concern for development in the areas of character development, academics, faithfulness in participation and practical involvement. The following provides a picture of the student's "know," "be," "do," development during this course.

## This certifies that

\_\_\_\_\_  
(Student's full name)

Location: \_\_\_\_\_ Coach's full name \_\_\_\_\_

## has completed the course *New Testament Survey 2*

with the following grade.

Date of course completion: \_\_\_\_\_

## COURSE GRADES

**Character Development:** 3 Traits evaluated as follows:

Character Trait	Improvement

### Academics

3 Exams average grade \_\_\_\_\_ Grade \_\_\_\_\_ %

Workbook completed \_\_\_\_\_ Grade \_\_\_\_\_ %

### Faithfulness

Attended \_\_\_\_\_ out of 7 sessions; \_\_\_\_\_ Grade \_\_\_\_\_ %

### Practical Ministry

Assignments completed \_\_\_\_\_ out of 14 \_\_\_\_\_ Grade \_\_\_\_\_ %

**Final Course Grade** \_\_\_\_\_ (\_\_\_\_\_)

Coach's signature \_\_\_\_\_

Pastor's name and signature \_\_\_\_\_

